

Microcote HPU Accelerator

Bio Surfaces Pty Ltd

Chemwatch Hazard Alert Code: 3

Chemwatch: 5250-70

Version No: 2.1.1.1

Safety Data Sheet according to WHS and ADG requirements

Issue Date: 13/04/2017

Print Date: 19/04/2017

L.GHS.AUS.EN

SECTION 1 IDENTIFICATION OF THE SUBSTANCE / MIXTURE AND OF THE COMPANY / UNDERTAKING

Product Identifier

Product name	Microcote HPU Accelerator
Synonyms	Urethane accelerator
Proper shipping name	PENTANE-2,4-DIONE
Other means of identification	Not Available

Relevant identified uses of the substance or mixture and uses advised against

Relevant identified uses	Use according to manufacturer's directions. Urethane accelerator.
--------------------------	--

Details of the supplier of the safety data sheet

Registered company name	Bio Surfaces Pty Ltd
Address	21 Leakes Road Laverton North VIC 3026 Australia
Telephone	1300 768 468
Fax	Not Available
Website	www.microcote.com.au
Email	info@microcote.com.au

Emergency telephone number

Association / Organisation	Not Available
Emergency telephone numbers	Not Available
Other emergency telephone numbers	Not Available

SECTION 2 HAZARDS IDENTIFICATION

Classification of the substance or mixture

HAZARDOUS CHEMICAL. DANGEROUS GOODS. According to the WHS Regulations and the ADG Code.

CHEMWATCH HAZARD RATINGS

	Min	Max
Flammability	2	2
Toxicity	2	2
Body Contact	2	2
Reactivity	1	1
Chronic	3	3

0 = Minimum
1 = Low
2 = Moderate
3 = High
4 = Extreme

Poisons Schedule	Not Applicable
Classification ^[1]	Flammable Liquid Category 3, Acute Toxicity (Oral) Category 4, Acute Toxicity (Dermal) Category 4, Skin Corrosion/Irritation Category 2, Germ cell mutagenicity Category 2, Reproductive Toxicity Category 1B, Specific target organ toxicity - repeated exposure Category 2, Aspiration Hazard Category 1, Acute Aquatic Hazard Category 2, Chronic Aquatic Hazard Category 2
Legend:	1. Classified by Chemwatch; 2. Classification drawn from HSIS ; 3. Classification drawn from EC Directive 1272/2008 - Annex VI

Continued...

Microcote HPU Accelerator

Label elements

GHS label elements	
--------------------	---

SIGNAL WORD	DANGER
-------------	---------------

Hazard statement(s)

H226	Flammable liquid and vapour.
H302	Harmful if swallowed.
H312	Harmful in contact with skin.
H315	Causes skin irritation.
H341	Suspected of causing genetic defects.
H360	May damage fertility or the unborn child.
H373	May cause damage to organs through prolonged or repeated exposure.
H304	May be fatal if swallowed and enters airways.
H411	Toxic to aquatic life with long lasting effects.

Precautionary statement(s) Prevention

P201	Obtain special instructions before use.
P210	Keep away from heat/sparks/open flames/hot surfaces. - No smoking.
P233	Keep container tightly closed.
P260	Do not breathe dust/fume/gas/mist/vapours/spray.
P281	Use personal protective equipment as required.
P240	Ground/bond container and receiving equipment.
P241	Use explosion-proof electrical/ventilating/lighting/intrinsically safe equipment.
P242	Use only non-sparking tools.
P243	Take precautionary measures against static discharge.
P270	Do not eat, drink or smoke when using this product.
P273	Avoid release to the environment.
P280	Wear protective gloves/protective clothing/eye protection/face protection.

Precautionary statement(s) Response

P301+P310	IF SWALLOWED: Immediately call a POISON CENTER or doctor/physician.
P308+P313	IF exposed or concerned: Get medical advice/attention.
P331	Do NOT induce vomiting.
P362	Take off contaminated clothing and wash before reuse.
P370+P378	In case of fire: Use alcohol resistant foam or normal protein foam for extinction.
P391	Collect spillage.
P301+P312	IF SWALLOWED: Call a POISON CENTER or doctor/physician if you feel unwell.
P302+P352	IF ON SKIN: Wash with plenty of soap and water.
P303+P361+P353	IF ON SKIN (or hair): Remove/Take off immediately all contaminated clothing. Rinse skin with water/shower.
P330	Rinse mouth.
P332+P313	If skin irritation occurs: Get medical advice/attention.

Precautionary statement(s) Storage

P403+P235	Store in a well-ventilated place. Keep cool.
P405	Store locked up.

Precautionary statement(s) Disposal

P501	Dispose of contents/container in accordance with local regulations.
------	---

SECTION 3 COMPOSITION / INFORMATION ON INGREDIENTS

Substances

See section below for composition of Mixtures

Mixtures

CAS No	%[weight]	Name
123-54-6	>60	<u>2,4-pentanedione</u>
77-58-7	<5	<u>dibutyltin dilaurate</u>

SECTION 4 FIRST AID MEASURES

Description of first aid measures

Eye Contact	<p>If this product comes in contact with the eyes:</p> <ul style="list-style-type: none"> ▶ Wash out immediately with fresh running water. ▶ Ensure complete irrigation of the eye by keeping eyelids apart and away from eye and moving the eyelids by occasionally lifting the upper and lower lids. ▶ Seek medical attention without delay; if pain persists or recurs seek medical attention. ▶ Removal of contact lenses after an eye injury should only be undertaken by skilled personnel.
Skin Contact	<p>If skin contact occurs:</p> <ul style="list-style-type: none"> ▶ Immediately remove all contaminated clothing, including footwear. ▶ Flush skin and hair with running water (and soap if available). ▶ Seek medical attention in event of irritation.
Inhalation	<ul style="list-style-type: none"> ▶ If fumes or combustion products are inhaled remove from contaminated area. ▶ Lay patient down. Keep warm and rested. ▶ Prostheses such as false teeth, which may block airway, should be removed, where possible, prior to initiating first aid procedures. ▶ Apply artificial respiration if not breathing, preferably with a demand valve resuscitator, bag-valve mask device, or pocket mask as trained. Perform CPR if necessary. ▶ Transport to hospital, or doctor.
Ingestion	<ul style="list-style-type: none"> ▶ If swallowed do NOT induce vomiting. ▶ If vomiting occurs, lean patient forward or place on left side (head-down position, if possible) to maintain open airway and prevent aspiration. ▶ Observe the patient carefully. ▶ Never give liquid to a person showing signs of being sleepy or with reduced awareness; i.e. becoming unconscious. ▶ Give water to rinse out mouth, then provide liquid slowly and as much as casualty can comfortably drink. ▶ Seek medical advice. ▶ Avoid giving milk or oils. ▶ Avoid giving alcohol. ▶ If spontaneous vomiting appears imminent or occurs, hold patient's head down, lower than their hips to help avoid possible aspiration of vomitus.

Indication of any immediate medical attention and special treatment needed

Any material aspirated during vomiting may produce lung injury. Therefore emesis should not be induced mechanically or pharmacologically. Mechanical means should be used if it is considered necessary to evacuate the stomach contents; these include gastric lavage after endotracheal intubation. If spontaneous vomiting has occurred after ingestion, the patient should be monitored for difficult breathing, as adverse effects of aspiration into the lungs may be delayed up to 48 hours.

for simple ketones:

BASIC TREATMENT

- ▶ Establish a patent airway with suction where necessary.
- ▶ Watch for signs of respiratory insufficiency and assist ventilation as necessary.
- ▶ Administer oxygen by non-rebreather mask at 10 to 15 l/min.
- ▶ Monitor and treat, where necessary, for pulmonary oedema .
- ▶ Monitor and treat, where necessary, for shock.
- ▶ **DO NOT use emetics.** Where ingestion is suspected rinse mouth and give up to 200 ml water (5mL/kg recommended) for dilution where patient is able to swallow, has a strong gag reflex and does not drool.
- ▶ Give activated charcoal.

ADVANCED TREATMENT

- ▶ Consider orotracheal or nasotracheal intubation for airway control in unconscious patient or where respiratory arrest has occurred.
- ▶ Consider intubation at first sign of upper airway obstruction resulting from oedema.
- ▶ Positive-pressure ventilation using a bag-valve mask might be of use.

Continued...

- ▶ Monitor and treat, where necessary, for arrhythmias.
- ▶ Start an IV D5W TKO. If signs of hypovolaemia are present use lactated Ringers solution. Fluid overload might create complications.
- ▶ Drug therapy should be considered for pulmonary oedema.
- ▶ Hypotension with signs of hypovolaemia requires the cautious administration of fluids. Fluid overload might create complications.
- ▶ Treat seizures with diazepam.
- ▶ Proparacaine hydrochloride should be used to assist eye irrigation.

EMERGENCY DEPARTMENT

- ▶ Laboratory analysis of complete blood count, serum electrolytes, BUN, creatinine, glucose, urinalysis, baseline for serum aminotransferases (ALT and AST), calcium, phosphorus and magnesium, may assist in establishing a treatment regime. Other useful analyses include anion and osmolar gaps, arterial blood gases (ABGs), chest radiographs and electrocardiograph.
- ▶ Positive end-expiratory pressure (PEEP)-assisted ventilation may be required for acute parenchymal injury or adult respiratory distress syndrome.
- ▶ Consult a toxicologist as necessary.

BRONSTEIN, A.C. and CURRANCE, P.L.

EMERGENCY CARE FOR HAZARDOUS MATERIALS EXPOSURE: 2nd Ed. 1994

SECTION 5 FIREFIGHTING MEASURES

Extinguishing media

- ▶ Alcohol stable foam.
- ▶ Dry chemical powder.
- ▶ BCF (where regulations permit).
- ▶ Carbon dioxide.
- ▶ Water spray or fog - Large fires only.

Special hazards arising from the substrate or mixture

Fire Incompatibility	▶ Avoid contamination with oxidising agents i.e. nitrates, oxidising acids, chlorine bleaches, pool chlorine etc. as ignition may result
-----------------------------	--

Advice for firefighters

Fire Fighting	<ul style="list-style-type: none"> ▶ Alert Fire Brigade and tell them location and nature of hazard. ▶ May be violently or explosively reactive. ▶ Wear breathing apparatus plus protective gloves in the event of a fire. ▶ Prevent, by any means available, spillage from entering drains or water course. ▶ If safe, switch off electrical equipment until vapour fire hazard removed. ▶ Use water delivered as a fine spray to control fire and cool adjacent area. ▶ Avoid spraying water onto liquid pools. ▶ DO NOT approach containers suspected to be hot. ▶ Cool fire exposed containers with water spray from a protected location. ▶ If safe to do so, remove containers from path of fire. ▶ Equipment should be thoroughly decontaminated after use.
Fire/Explosion Hazard	<ul style="list-style-type: none"> ▶ Liquid and vapour are flammable. ▶ Moderate fire hazard when exposed to heat or flame. ▶ Vapour forms an explosive mixture with air. ▶ Moderate explosion hazard when exposed to heat or flame. ▶ Vapour may travel a considerable distance to source of ignition. ▶ Heating may cause expansion or decomposition leading to violent rupture of containers. ▶ On combustion, may emit toxic fumes of carbon monoxide (CO). <p>Combustion products include:</p> <ul style="list-style-type: none"> , carbon dioxide (CO₂) , other pyrolysis products typical of burning organic material.
HAZCHEM	•2Y

SECTION 6 ACCIDENTAL RELEASE MEASURES

Personal precautions, protective equipment and emergency procedures

See section 8

Environmental precautions

See section 12

Methods and material for containment and cleaning up

Minor Spills	▶ Remove all ignition sources.
---------------------	--------------------------------

Microcote HPU Accelerator

	<ul style="list-style-type: none">▶ Clean up all spills immediately.▶ Avoid breathing vapours and contact with skin and eyes.▶ Control personal contact with the substance, by using protective equipment.▶ Contain and absorb small quantities with vermiculite or other absorbent material.▶ Wipe up.▶ Collect residues in a flammable waste container.
Major Spills	<ul style="list-style-type: none">▶ Clear area of personnel and move upwind.▶ Alert Fire Brigade and tell them location and nature of hazard.▶ May be violently or explosively reactive.▶ Wear breathing apparatus plus protective gloves.▶ Prevent, by any means available, spillage from entering drains or water course.▶ Consider evacuation (or protect in place).▶ No smoking, naked lights or ignition sources.▶ Increase ventilation.▶ Stop leak if safe to do so.▶ Water spray or fog may be used to disperse vapour.▶ Contain spill with sand, earth or vermiculite.▶ Use only spark-free shovels and explosion proof equipment.▶ Collect recoverable product into labelled containers for recycling.▶ Collect solid residues and seal in labelled drums for disposal.▶ Wash area and prevent runoff into drains.▶ After clean up operations, decontaminate and launder all protective clothing and equipment before storing and re-using.▶ If contamination of drains or waterways occurs, advise emergency services.

Personal Protective Equipment advice is contained in Section 8 of the SDS.

SECTION 7 HANDLING AND STORAGE

Precautions for safe handling

Safe handling	<ul style="list-style-type: none">▶ Containers, even those that have been emptied, may contain explosive vapours.▶ Do NOT cut, drill, grind, weld or perform similar operations on or near containers.▶ DO NOT allow clothing wet with material to stay in contact with skin▶ Avoid all personal contact, including inhalation.▶ Wear protective clothing when risk of overexposure occurs.▶ Use in a well-ventilated area.▶ Prevent concentration in hollows and sumps.▶ DO NOT enter confined spaces until atmosphere has been checked.▶ Avoid smoking, naked lights or ignition sources.▶ Avoid generation of static electricity.▶ DO NOT use plastic buckets.▶ Earth all lines and equipment.▶ Use spark-free tools when handling.▶ Avoid contact with incompatible materials.▶ When handling, DO NOT eat, drink or smoke.▶ Keep containers securely sealed when not in use.▶ Avoid physical damage to containers.▶ Always wash hands with soap and water after handling.▶ Work clothes should be laundered separately.▶ Use good occupational work practice.▶ Observe manufacturer's storage and handling recommendations contained within this SDS.▶ Atmosphere should be regularly checked against established exposure standards to ensure safe working conditions.
Other information	<ul style="list-style-type: none">▶ Store in original containers in approved flammable liquid storage area.▶ Store away from incompatible materials in a cool, dry, well-ventilated area.▶ DO NOT store in pits, depressions, basements or areas where vapours may be trapped.▶ No smoking, naked lights, heat or ignition sources.▶ Storage areas should be clearly identified, well illuminated, clear of obstruction and accessible only to trained and authorised personnel - adequate security must be provided so that unauthorised personnel do not have access.▶ Store according to applicable regulations for flammable materials for storage tanks, containers, piping, buildings, rooms, cabinets, allowable quantities and minimum storage distances.▶ Use non-sparking ventilation systems, approved explosion proof equipment and intrinsically safe electrical systems.▶ Have appropriate extinguishing capability in storage area (e.g. portable fire extinguishers - dry chemical, foam or carbon dioxide) and flammable gas detectors.▶ Keep adsorbents for leaks and spills readily available.▶ Protect containers against physical damage and check regularly for leaks.▶ Observe manufacturer's storage and handling recommendations contained within this SDS. <p>In addition, for tank storages (where appropriate):</p> <ul style="list-style-type: none">▶ Store in grounded, properly designed and approved vessels and away from incompatible materials.▶ For bulk storages, consider use of floating roof or nitrogen blanketed vessels; where venting to atmosphere is possible, equip storage tank vents with flame arrestors; inspect tank vents during winter conditions for vapour/ ice build-up.

Microcote HPU Accelerator

- Storage tanks should be above ground and diked to hold entire contents. Rotate all stock to prevent ageing. Use on FIFO (First In-First Out) basis

Conditions for safe storage, including any incompatibilities

Suitable container	<ul style="list-style-type: none"> Packing as supplied by manufacturer. Plastic containers may only be used if approved for flammable liquid. Check that containers are clearly labelled and free from leaks. For low viscosity materials (i) : Drums and jerry cans must be of the non-removable head type. (ii) : Where a can is to be used as an inner package, the can must have a screwed enclosure. For materials with a viscosity of at least 2680 cSt. (23 deg. C) For manufactured product having a viscosity of at least 250 cSt. (23 deg. C) Manufactured product that requires stirring before use and having a viscosity of at least 20 cSt (25 deg. C): (i) Removable head packaging; (ii) Cans with friction closures and (iii) low pressure tubes and cartridges may be used. Where combination packages are used, and the inner packages are of glass, there must be sufficient inert cushioning material in contact with inner and outer packages In addition, where inner packagings are glass and contain liquids of packing group I there must be sufficient inert absorbent to absorb any spillage, unless the outer packaging is a close fitting moulded plastic box and the substances are not incompatible with the plastic.
Storage incompatibility	<ul style="list-style-type: none"> Avoid storage with reducing agents. Avoid strong bases. <p>For 2,4-pentanedione:</p> <ul style="list-style-type: none"> Segregate from halogens. Store away from steel, nickel, zinc, galvanized iron, tinned iron, copper and copper alloys. Avoid reaction with oxidising agents

SECTION 8 EXPOSURE CONTROLS / PERSONAL PROTECTION

Control parameters

OCCUPATIONAL EXPOSURE LIMITS (OEL)

INGREDIENT DATA

Source	Ingredient	Material name	TWA	STEL	Peak	Notes
Australia Exposure Standards	dibutyltin dilaurate	Tin, organic compounds (as Sn)	0.1 mg/m3	0.2 mg/m3	Not Available	Sk

EMERGENCY LIMITS

Ingredient	Material name	TEEL-1	TEEL-2	TEEL-3
2,4-pentanedione	Pentanedione, 2,4-; (Acetylacetone)	75 ppm	110 ppm	200 ppm
dibutyltin dilaurate	Dibutyltin dilaurate; (Dibutylbis(lauroyloxy)stannane)	1.1 mg/m3	8 mg/m3	48 mg/m3

Ingredient	Original IDLH	Revised IDLH
2,4-pentanedione	Not Available	Not Available
dibutyltin dilaurate	Unknown mg/m3 / Unknown ppm	25 mg/m3

MATERIAL DATA

CEL TWA for 2,4-pentadione: 20 ppm, 82 mg/m3 [cf recommended OEL, Union Carbide]
(CEL = Chemwatch Exposure Limit)

The disagreeable odour associated with relatively low concentrations of 2,4-pentanedione, in the atmosphere, may produce nausea. Exposure to about 1000 ppm for 30 minutes may result in the inhalation of harmful and potentially fatal amounts of the material.

Odour Safety Factor(OSF)

OSF=21 (2,4-pentanedione)

Exposure controls

Appropriate engineering controls	<p>Engineering controls are used to remove a hazard or place a barrier between the worker and the hazard. Well-designed engineering controls can be highly effective in protecting workers and will typically be independent of worker interactions to provide this high level of protection.</p> <p>The basic types of engineering controls are:</p> <p>Process controls which involve changing the way a job activity or process is done to reduce the risk.</p> <p>Enclosure and/or isolation of emission source which keeps a selected hazard "physically" away from the worker and ventilation that strategically "adds" and "removes" air in the work environment. Ventilation can remove or dilute an air contaminant if designed properly. The design of a ventilation system must match the particular process and chemical or contaminant in use.</p> <p>Employers may need to use multiple types of controls to prevent employee overexposure.</p>
---	---

Microcote HPU Accelerator

For flammable liquids and flammable gases, local exhaust ventilation or a process enclosure ventilation system may be required. Ventilation equipment should be explosion-resistant.

Air contaminants generated in the workplace possess varying "escape" velocities which, in turn, determine the "capture velocities" of fresh circulating air required to effectively remove the contaminant.

Type of Contaminant:	Air Speed:
solvent, vapours, degreasing etc., evaporating from tank (in still air).	0.25-0.5 m/s (50-100 f/min.)
aerosols, fumes from pouring operations, intermittent container filling, low speed conveyer transfers, welding, spray drift, plating acid fumes, pickling (released at low velocity into zone of active generation)	0.5-1 m/s (100-200 f/min.)
direct spray, spray painting in shallow booths, drum filling, conveyer loading, crusher dusts, gas discharge (active generation into zone of rapid air motion)	1-2.5 m/s (200-500 f/min.)

Within each range the appropriate value depends on:

Lower end of the range	Upper end of the range
1: Room air currents minimal or favourable to capture	1: Disturbing room air currents
2: Contaminants of low toxicity or of nuisance value only.	2: Contaminants of high toxicity
3: Intermittent, low production.	3: High production, heavy use
4: Large hood or large air mass in motion	4: Small hood-local control only

Simple theory shows that air velocity falls rapidly with distance away from the opening of a simple extraction pipe. Velocity generally decreases with the square of distance from the extraction point (in simple cases). Therefore the air speed at the extraction point should be adjusted, accordingly, after reference to distance from the contaminating source. The air velocity at the extraction fan, for example, should be a minimum of 1-2 m/s (200-400 f/min.) for extraction of solvents generated in a tank 2 meters distant from the extraction point. Other mechanical considerations, producing performance deficits within the extraction apparatus, make it essential that theoretical air velocities are multiplied by factors of 10 or more when extraction systems are installed or used.

Personal protection



Eye and face protection

- ▶ Safety glasses with side shields.
- ▶ Chemical goggles.
- ▶ Contact lenses may pose a special hazard; soft contact lenses may absorb and concentrate irritants. A written policy document, describing the wearing of lenses or restrictions on use, should be created for each workplace or task. This should include a review of lens absorption and adsorption for the class of chemicals in use and an account of injury experience. Medical and first-aid personnel should be trained in their removal and suitable equipment should be readily available. In the event of chemical exposure, begin eye irrigation immediately and remove contact lens as soon as practicable. Lens should be removed at the first signs of eye redness or irritation - lens should be removed in a clean environment only after workers have washed hands thoroughly. [CDC NIOSH Current Intelligence Bulletin 59], [AS/NZS 1336 or national equivalent]

Skin protection

See Hand protection below

Hands/feet protection

- ▶ Wear chemical protective gloves, e.g. PVC.
- ▶ Wear safety footwear or safety gumboots, e.g. Rubber

NOTE:

- ▶ The material may produce skin sensitisation in predisposed individuals. Care must be taken, when removing gloves and other protective equipment, to avoid all possible skin contact.
- ▶ Contaminated leather items, such as shoes, belts and watch-bands should be removed and destroyed.

The selection of suitable gloves does not only depend on the material, but also on further marks of quality which vary from manufacturer to manufacturer. Where the chemical is a preparation of several substances, the resistance of the glove material can not be calculated in advance and has therefore to be checked prior to the application.

The exact break through time for substances has to be obtained from the manufacturer of the protective gloves and has to be observed when making a final choice.

Personal hygiene is a key element of effective hand care. Gloves must only be worn on clean hands. After using gloves, hands should be washed and dried thoroughly. Application of a non-perfumed moisturizer is recommended.

Suitability and durability of glove type is dependent on usage. Important factors in the selection of gloves include:

- frequency and duration of contact,
- chemical resistance of glove material,
- glove thickness and
- dexterity

Select gloves tested to a relevant standard (e.g. Europe EN 374, US F739, AS/NZS 2161.1 or national equivalent).

- When prolonged or frequently repeated contact may occur, a glove with a protection class of 5 or higher (breakthrough time greater than 240 minutes according to EN 374, AS/NZS 2161.10.1 or national equivalent) is

Microcote HPU Accelerator

	<p>recommended.</p> <ul style="list-style-type: none"> When only brief contact is expected, a glove with a protection class of 3 or higher (breakthrough time greater than 60 minutes according to EN 374, AS/NZS 2161.10.1 or national equivalent) is recommended. Some glove polymer types are less affected by movement and this should be taken into account when considering gloves for long-term use. Contaminated gloves should be replaced. <p>For general applications, gloves with a thickness typically greater than 0.35 mm, are recommended.</p> <p>It should be emphasised that glove thickness is not necessarily a good predictor of glove resistance to a specific chemical, as the permeation efficiency of the glove will be dependent on the exact composition of the glove material. Therefore, glove selection should also be based on consideration of the task requirements and knowledge of breakthrough times.</p> <p>Glove thickness may also vary depending on the glove manufacturer, the glove type and the glove model. Therefore, the manufacturers' technical data should always be taken into account to ensure selection of the most appropriate glove for the task.</p> <p>Note: Depending on the activity being conducted, gloves of varying thickness may be required for specific tasks. For example:</p> <ul style="list-style-type: none"> Thinner gloves (down to 0.1 mm or less) may be required where a high degree of manual dexterity is needed. However, these gloves are only likely to give short duration protection and would normally be just for single use applications, then disposed of. Thicker gloves (up to 3 mm or more) may be required where there is a mechanical (as well as a chemical) risk i.e. where there is abrasion or puncture potential <p>Gloves must only be worn on clean hands. After using gloves, hands should be washed and dried thoroughly. Application of a non-perfumed moisturiser is recommended.</p>
Body protection	See Other protection below
Other protection	<ul style="list-style-type: none"> Overalls. PVC Apron. PVC protective suit may be required if exposure severe. Eyewash unit. Ensure there is ready access to a safety shower. <ul style="list-style-type: none"> Some plastic personal protective equipment (PPE) (e.g. gloves, aprons, overshoes) are not recommended as they may produce static electricity. For large scale or continuous use wear tight-weave non-static clothing (no metallic fasteners, cuffs or pockets). Non sparking safety or conductive footwear should be considered. Conductive footwear describes a boot or shoe with a sole made from a conductive compound chemically bound to the bottom components, for permanent control to electrically ground the foot and shall dissipate static electricity from the body to reduce the possibility of ignition of volatile compounds. Electrical resistance must range between 0 to 500,000 ohms. Conductive shoes should be stored in lockers close to the room in which they are worn. Personnel who have been issued conductive footwear should not wear them from their place of work to their homes and return.
Thermal hazards	Not Available

Respiratory protection

Type A-P Filter of sufficient capacity. (AS/NZS 1716 & 1715, EN 143:2000 & 149:2001, ANSI Z88 or national equivalent)

Where the concentration of gas/particulates in the breathing zone, approaches or exceeds the "Exposure Standard" (or ES), respiratory protection is required.

Degree of protection varies with both face-piece and Class of filter; the nature of protection varies with Type of filter.

Required Minimum Protection Factor	Half-Face Respirator	Full-Face Respirator	Powered Air Respirator
up to 10 x ES	A-AUS P2	-	A-PAPR-AUS / Class 1 P2
up to 50 x ES	-	A-AUS / Class 1 P2	-
up to 100 x ES	-	A-2 P2	A-PAPR-2 P2 ^

^ - Full-face

A(All classes) = Organic vapours, B AUS or B1 = Acid gasses, B2 = Acid gas or hydrogen cyanide(HCN), B3 = Acid gas or hydrogen cyanide(HCN), E = Sulfur dioxide(SO₂), G = Agricultural chemicals, K = Ammonia(NH₃), Hg = Mercury, NO = Oxides of nitrogen, MB = Methyl bromide, AX = Low boiling point organic compounds(below 65 degC)

Cartridge respirators should never be used for emergency ingress or in areas of unknown vapour concentrations or oxygen content. The wearer must be warned to leave the contaminated area immediately on detecting any odours through the respirator. The odour may indicate that the mask is not functioning properly, that the vapour concentration is too high, or that the mask is not properly fitted. Because of these limitations, only restricted use of cartridge respirators is considered appropriate.

SECTION 9 PHYSICAL AND CHEMICAL PROPERTIES

Information on basic physical and chemical properties

Appearance	Flammable liquid.		
Physical state	liquid	Relative density	0.98

Continued...

Microcote HPU Accelerator

		(Water = 1)	
Odour	Not Available	Partition coefficient n-octanol / water	Not Available
Odour threshold	Not Available	Auto-ignition temperature (°C)	Not Available
pH (as supplied)	Not Available	Decomposition temperature	Not Available
Melting point / freezing point (°C)	Not Available	Viscosity (cSt)	Not Available
Initial boiling point and boiling range (°C)	140-141	Molecular weight (g/mol)	Not Applicable
Flash point (°C)	36 TCC	Taste	Not Available
Evaporation rate	<1 Ether = 1	Explosive properties	Not Available
Flammability	Flammable.	Oxidising properties	Not Available
Upper Explosive Limit (%)	11.4	Surface Tension (dyn/cm or mN/m)	Not Available
Lower Explosive Limit (%)	2.4	Volatile Component (%vol)	96
Vapour pressure (kPa)	Not Available	Gas group	Not Available
Solubility in water (g/L)	Not Available	pH as a solution (1%)	Not Available
Vapour density (Air = 1)	>1	VOC g/L	Not Available

SECTION 10 STABILITY AND REACTIVITY

Reactivity	See section 7
Chemical stability	<ul style="list-style-type: none"> ▶ Unstable in the presence of incompatible materials. ▶ Product is considered stable. ▶ Hazardous polymerisation will not occur.
Possibility of hazardous reactions	See section 7
Conditions to avoid	See section 7
Incompatible materials	See section 7
Hazardous decomposition products	See section 5

SECTION 11 TOXICOLOGICAL INFORMATION

Information on toxicological effects

Inhaled	<p>Inhalation of vapours may cause drowsiness and dizziness. This may be accompanied by narcosis, reduced alertness, loss of reflexes, lack of coordination and vertigo.</p> <p>Inhalation of vapours or aerosols (mists, fumes), generated by the material during the course of normal handling, may be damaging to the health of the individual.</p> <p>Limited evidence or practical experience suggests that the material may produce irritation of the respiratory system, in a significant number of individuals, following inhalation. In contrast to most organs, the lung is able to respond to a chemical insult by first removing or neutralising the irritant and then repairing the damage. The repair process, which initially evolved to protect mammalian lungs from foreign matter and antigens, may however, produce further lung damage resulting in the impairment of gas exchange, the primary function of the lungs. Respiratory tract irritation often results in an inflammatory response involving the recruitment and activation of many cell types, mainly derived from the vascular system.</p> <p>At sufficiently high doses the material may be neurotoxic (i.e. poisonous to the nervous system).</p> <p>High doses of 2,4-pentanedione produced dyspnae, severe, central nervous system depression and death in experimental animals. Similar effects were produced at lower repeated doses although some animals survive and develop a central nervous system disorder characterised by irreversible cerebellar syndrome. Thymic necrosis and atrophy accompany the central nervous system damage. [Patty's].</p> <p>Inhalation of vapours may produce narcosis.</p> <p>Exposure to ketone vapours may produce nose, throat and mucous membrane irritation. High concentrations of vapour may produce central nervous system depression characterised by headache, vertigo, loss of coordination, narcosis and cardiorespiratory failure. Some ketones produce neurological disorders (polyneuropathy) characterised by bilateral symmetrical paresthesia and muscle weakness primarily in the legs and arms.</p>
----------------	--

Microcote HPU Accelerator

Ingestion	<p>Accidental ingestion of the material may be harmful; animal experiments indicate that ingestion of less than 150 gram may be fatal or may produce serious damage to the health of the individual.</p> <p>Ingestion of 2,4-pentanedione (acetylacetone) may produce irritation of the mouth, oesophagus and stomach producing abdominal discomfort, nausea, vomiting diarrhoea, dizziness, malaise and fainting</p> <p>Considered an unlikely route of entry in commercial/industrial environments. The liquid may produce gastrointestinal discomfort and may be harmful if swallowed. Ingestion may result in nausea, pain and vomiting. Vomit entering the lungs by aspiration may cause potentially lethal chemical pneumonitis</p> <p>At sufficiently high doses the material may be neurotoxic (i.e. poisonous to the nervous system).</p>
Skin Contact	<p>Skin contact with the material may be harmful; systemic effects may result following absorption.</p> <p>The material produces mild skin irritation; evidence exists, or practical experience predicts, that the material either</p> <ul style="list-style-type: none"> ▶ produces mild inflammation of the skin in a substantial number of individuals following direct contact, and/or ▶ produces significant, but mild, inflammation when applied to the healthy intact skin of animals (for up to four hours), such inflammation being present twenty-four hours or more after the end of the exposure period. <p>Skin irritation may also be present after prolonged or repeated exposure; this may result in a form of contact dermatitis (nonallergic). The dermatitis is often characterised by skin redness (erythema) and swelling (oedema) which may progress to blistering (vesiculation), scaling and thickening of the epidermis. At the microscopic level there may be intercellular oedema of the spongy layer of the skin (spongiosis) and intracellular oedema of the epidermis.</p> <p>Repeated exposure may cause skin cracking, flaking or drying following normal handling and use.</p> <p>Open cuts, abraded or irritated skin should not be exposed to this material</p> <p>2,4-Pentadione may produce contact dermatitis or urticaria. Prolonged contact with 2,4-pentanedione may produce severe discomfort or pain, redness and swelling and corrosion, ulceration and development of fissures. The inflamed area may show bleeding.</p> <p>Entry into the blood-stream through, for example, cuts, abrasions, puncture wounds or lesions, may produce systemic injury with harmful effects. Examine the skin prior to the use of the material and ensure that any external damage is suitably protected.</p>
Eye	<p>Exposure to 2,4-pentadione may produce excessive redness of the eyes and swelling of the conjunctivae; blinking and tearing may occur. Corneal damage is unlikely.</p> <p>Evidence exists, or practical experience predicts, that the material may cause severe eye irritation in a substantial number of individuals and/or may produce significant ocular lesions which are present twenty-four hours or more after instillation into the eye(s) of experimental animals. Eye contact may cause significant inflammation with pain. Corneal injury may occur; permanent impairment of vision may result unless treatment is prompt and adequate. Repeated or prolonged exposure to irritants may cause inflammation characterised by a temporary redness (similar to windburn) of the conjunctiva (conjunctivitis); temporary impairment of vision and/or other transient eye damage/ulceration may occur.</p>
Chronic	<p>Strong evidence exists that the substance may cause irreversible but non-lethal mutagenic effects following a single exposure.</p> <p>Harmful: danger of serious damage to health by prolonged exposure if swallowed.</p> <p>Serious damage (clear functional disturbance or morphological change which may have toxicological significance) is likely to be caused by repeated or prolonged exposure. As a rule the material produces, or contains a substance which produces severe lesions. Such damage may become apparent following direct application in subchronic (90 day) toxicity studies or following sub-acute (28 day) or chronic (two-year) toxicity tests.</p> <p>There is sufficient evidence to provide a strong presumption that human exposure to the material may result in impaired fertility on the basis of: - clear evidence in animal studies of impaired fertility in the absence of toxic effects, or evidence of impaired fertility occurring at around the same dose levels as other toxic effects but which is not a secondary non-specific consequence of other toxic effects.</p> <p>There is sufficient evidence to provide a strong presumption that human exposure to the material may result in developmental toxicity, generally on the basis of:</p> <ul style="list-style-type: none"> - clear results in appropriate animal studies where effects have been observed in the absence of marked maternal toxicity, or at around the same dose levels as other toxic effects but which are not secondary non-specific consequences of the other toxic effects. <p>Exposure to the material may result in a possible risk of irreversible effects. The material may produce mutagenic effects in man. This concern is raised, generally, on the basis of appropriate studies using mammalian somatic cells in vivo. Such findings are often supported by positive results from in vitro mutagenicity studies.</p> <p>Limited evidence suggests that repeated or long-term occupational exposure may produce cumulative health effects involving organs or biochemical systems.</p> <p>There exists limited evidence that shows that skin contact with the material is capable either of inducing a sensitisation reaction in a significant number of individuals, and/or of producing positive response in experimental animals.</p> <p>Repeated overexposure to 200 ppm 2,4-pentanedione vapour may result in inflammation of the nasal mucosa. Higher concentrations may produce deficits.</p> <p>Recurrent exposure to high concentrations of the 2,4-pentadione vapour (~650 ppm) produces lethal degenerative lesions in the central nervous system and thymus. In correlating in vitro activity of 2,4-pentanedione with its toxicity following repeated administration to rats and rabbits, neurological and lymphoid damage may be due to the inactivation of the B-group vitamins or their coenzymes. Neuropathologic lesions resemble those produced by thiamine deficiency.</p> <p>A subchronic inhalation study, conducted with animals, showed that exposure at 100 ppm vapour did not produce toxic effects; 300 ppm produced slight decreases in body weight, decreased erythrocyte count and haematocrit but no histopathological features; at 650 ppm there were deaths with marked body weight decreases, decreased erythrocyte count and haematocrit and reversible squamous metaplasia in the nasal mucosae.</p> <p>Exposure of pregnant rats to 400 ppm vapour during organogenesis, produced maternal toxicity (decreased body weight) and foetotoxicity. Embryotoxic and teratogenic effects were not evident.</p> <p>Vapour exposure does not appear to produce genotoxic effects as evidenced by the absence of mutagenic effects in</p>

Microcote HPU Accelerator

bacterial (Ames) tests and in the in vitro forward gene mutation test in CHO cells (HGPRT locus). Positive effects have however been noted in sister chromatid exchange tests and chromosome aberration tests. While 2,4-pentanedione induced micronuclei in vivo in a mouse micronucleus test following intraperitoneal administration, no micronuclei were induced in rats or mice, nor were for 6 hours per day for 5 days.

2,4-Pentadione may produce contact dermatitis or urticaria. Prolonged contact with 2,4-pentanedione may produce severe discomfort or pain, redness and swelling and corrosion, ulceration and development of fissures. The inflamed area may show bleeding.

Microcote HPU Accelerator	TOXICITY	IRRITATION
	Not Available	Not Available
2,4-pentanedione	TOXICITY	IRRITATION
	Dermal (rabbit) LD50: 790 mg/kg ^[1]	Skin (rabbit): 0.476 - SEVERE
	Oral (rat) LD50: 55 mg/kg ^[2]	Skin (rabbit): 10 mg/24h
dibutyltin dilaurate	TOXICITY	IRRITATION
	dermal (rat) LD50: >2000 mg/kg ^[1]	Eye (rabbit): 100 mg/24h -moderate
	Inhalation (mouse) LC50: 0.15 mg/L/2hr ^[2]	Skin (rabbit): 500 mg/24h - mild
Legend:	Oral (rat) LD50: >=33<=300 mg/kg ^[1]	
	1. Value obtained from Europe ECHA Registered Substances - Acute toxicity 2.* Value obtained from manufacturer's SDS. Unless otherwise specified data extracted from RTECS - Register of Toxic Effect of chemical Substances	

2,4-PENTANEDIONE

The material may produce severe irritation to the eye causing pronounced inflammation. Repeated or prolonged exposure to irritants may produce conjunctivitis.

The material may cause skin irritation after prolonged or repeated exposure and may produce a contact dermatitis (nonallergic). This form of dermatitis is often characterised by skin redness (erythema) and swelling epidermis. Histologically there may be intercellular oedema of the spongy layer (spongiosis) and intracellular oedema of the epidermis.

Acute Toxicity	✓	Carcinogenicity	⊘
Skin Irritation/Corrosion	✓	Reproductivity	✓
Serious Eye Damage/Irritation	⊘	STOT - Single Exposure	⊘
Respiratory or Skin sensitisation	⊘	STOT - Repeated Exposure	✓
Mutagenicity	✓	Aspiration Hazard	✓

Legend: ✗ – Data available but does not fill the criteria for classification
 ✓ – Data available to make classification
 ⊘ – Data Not Available to make classification

SECTION 12 ECOLOGICAL INFORMATION

Toxicity

Ingredient	Endpoint	Test Duration (hr)	Species	Value	Source
2,4-pentanedione	LC50	96	Fish	60.1mg/L	4
2,4-pentanedione	EC50	48	Crustacea	25.9mg/L	2
2,4-pentanedione	EC50	72	Algae or other aquatic plants	8.36mg/L	2
2,4-pentanedione	EC50	1	Crustacea	0.9mg/L	4
2,4-pentanedione	NOEC	72	Algae or other aquatic plants	3.2mg/L	2
dibutyltin dilaurate	LC50	96	Fish	0.00024mg/L	3
dibutyltin dilaurate	EC50	384	Crustacea	0.11177mg/L	3

Legend: Extracted from 1. IUCLID Toxicity Data 2. Europe ECHA Registered Substances - Ecotoxicological Information - Aquatic Toxicity 3. EPIWIN Suite V3.12 (QSAR) - Aquatic Toxicity Data (Estimated) 4. US EPA, Ecotox database - Aquatic Toxicity Data 5. ECETOC Aquatic Hazard Assessment Data 6. NITE (Japan) - Bioconcentration Data 7. METI (Japan) - Bioconcentration Data 8. Vendor Data

Toxic to aquatic organisms, may cause long-term adverse effects in the aquatic environment.

Do NOT allow product to come in contact with surface waters or to intertidal areas below the mean high water mark. Do not contaminate water when cleaning equipment or disposing of equipment wash-waters.

Wastes resulting from use of the product must be disposed of on site or at approved waste sites.

For ketones:

Ketones, unless they are alpha, beta--unsaturated ketones, can be considered as narcosis or baseline toxicity compounds

Hydrolysis may also involve the addition of water to ketones to yield ketals under mild acid conditions. However, this addition of water is thermodynamically favorable only for low molecular weight ketones. This addition is an equilibrium reaction that is reversible upon a change of water concentration and the reaction ultimately leads to no permanent change in the structure of the ketone substrate. The higher molecular weight ketones do not form stable ketals. Therefore, the ketones are stable to water under ambient environmental conditions

Another possible reaction of ketones in water involves the enolic hydrogen on the carbons bonded to the carbonyl function. Under conditions of high pH (pH greater than 10), the enolic proton is abstracted by base (OH-) forming a carbanion intermediate that may react with other organic substrates (e.g., ketones, esters, aldehydes) containing a center for nucleophilic attack. The reactions, commonly recognized as condensation reactions, produce higher molecular weight products. Under ambient conditions of temperature, pH, and low concentration, these condensation reactions are unfavorable. Based on its reactions in air, it seems likely that ketones undergo photolysis in water. It is probable that ketones will be biodegraded to an appreciable degree by micro-organisms in soil and water. They are unlikely to bioconcentrate or biomagnify.

Acetic acid and its salts (the acetates) can be grouped together because of their close structural relationships, their natural occurrence in plants and animals, and their fundamental role in cell metabolism, particularly in the tricarboxylic acid cycle (also known as the citric acid or Krebs' cycle), which is where humans get their energy.

- ▶ Acetic acid is degraded photochemically in the atmosphere to produce hydroxyl radicals (estimated typical half-life of 22 days). Physical removal of acetates on atmospheric particulates may occur via wet or dry deposition.
- ▶ Natural water will neutralise dilute solutions of acetic acid.
- ▶ Spills of acetic acid on soil will readily biodegrade - the biodegradation rate for acetic acid after 14 days under aerobic conditions is 74 days.
- ▶ In invertebrates the toxicity of acetic acid (EC50 = 50-450 mg/L, depending on test species) -under static conditions, the 48 hour EC50 value for acetic acid is 65 mg/L for aquatic invertebrates (the test media was not neutralised). When the test solutions are neutralised, to form acetates, the static 48 hour EC50 for acetic acid is 6000 mg/L. In renewal systems with aquatic invertebrates, 48 hour EC50s for acetic acid are 100 mg/L and 180 mg/L.
- ▶ Fish LC50 (96 h): 75-88 mg/L.
- ▶ Acetic acid is not expected to bioconcentrate in the aquatic system.
- ▶ Low concentrations of acetic acid are harmful to fish.
- ▶ Drinking water standards: none available.
- ▶ Soil Guidelines: none available.
- ▶ Air Quality Standards: none available

for 2,4-pentanedione:

log Kow : 1.9-2.25

BOD 5 if unstated: 5.60%

Harmful to aquatic life/ birdlife.

Environmental fate:

Biodegradation of 2,4-pentadione occurs in the soil. Leaching into ground water is expected to occur. Biodegradation in water is expected to proceed at a moderate rate. No significant bioaccumulation is expected to occur.

In air 2,4-pentadione undergoes photochemical degradation to hydroxyl radicals. The material is expected to be removed from air by wet deposition with a half-life between 10 and 30 days.

DO NOT discharge into sewer or waterways.

Persistence and degradability

Ingredient	Persistence: Water/Soil	Persistence: Air
2,4-pentanedione	LOW	LOW
dibutyltin dilaurate	HIGH	HIGH

Bioaccumulative potential

Ingredient	Bioaccumulation
2,4-pentanedione	LOW (LogKOW = 0.4)
dibutyltin dilaurate	LOW (BCF = 110)

Mobility in soil

Ingredient	Mobility
2,4-pentanedione	HIGH (KOC = 1)
dibutyltin dilaurate	LOW (KOC = 64610000)

SECTION 13 DISPOSAL CONSIDERATIONS

Waste treatment methods

Product / Packaging disposal

- ▶ Containers may still present a chemical hazard/ danger when empty.
- ▶ Return to supplier for reuse/ recycling if possible.




Continued...

Microcote HPU Accelerator

	<p>Otherwise:</p> <ul style="list-style-type: none"> ▸ If container can not be cleaned sufficiently well to ensure that residuals do not remain or if the container cannot be used to store the same product, then puncture containers, to prevent re-use, and bury at an authorised landfill. ▸ Where possible retain label warnings and SDS and observe all notices pertaining to the product. <p>Legislation addressing waste disposal requirements may differ by country, state and/ or territory. Each user must refer to laws operating in their area. In some areas, certain wastes must be tracked.</p> <p>A Hierarchy of Controls seems to be common - the user should investigate:</p> <ul style="list-style-type: none"> ▸ Reduction ▸ Reuse ▸ Recycling ▸ Disposal (if all else fails) <p>This material may be recycled if unused, or if it has not been contaminated so as to make it unsuitable for its intended use. If it has been contaminated, it may be possible to reclaim the product by filtration, distillation or some other means. Shelf life considerations should also be applied in making decisions of this type. Note that properties of a material may change in use, and recycling or reuse may not always be appropriate.</p> <ul style="list-style-type: none"> ▸ DO NOT allow wash water from cleaning or process equipment to enter drains. ▸ It may be necessary to collect all wash water for treatment before disposal. ▸ In all cases disposal to sewer may be subject to local laws and regulations and these should be considered first. ▸ Where in doubt contact the responsible authority. ▸ Recycle wherever possible. ▸ Consult manufacturer for recycling options or consult local or regional waste management authority for disposal if no suitable treatment or disposal facility can be identified. ▸ Dispose of by: burial in a land-fill specifically licensed to accept chemical and / or pharmaceutical wastes or Incineration in a licensed apparatus (after admixture with suitable combustible material). ▸ Decontaminate empty containers. Observe all label safeguards until containers are cleaned and destroyed.
--	---

SECTION 14 TRANSPORT INFORMATION

Labels Required

	 
Marine Pollutant	
HAZCHEM	•2Y

Land transport (ADG)

UN number	2310				
UN proper shipping name	PENTANE-2,4-DIONE				
Transport hazard class(es)	<table border="1" style="width: 100%;"> <tr> <td>Class</td> <td>3</td> </tr> <tr> <td>Subrisk</td> <td>6.1</td> </tr> </table>	Class	3	Subrisk	6.1
Class	3				
Subrisk	6.1				
Packing group	III				
Environmental hazard	Not Applicable				
Special precautions for user	<table border="1" style="width: 100%;"> <tr> <td>Special provisions</td> <td>Not Applicable</td> </tr> <tr> <td>Limited quantity</td> <td>5 L</td> </tr> </table>	Special provisions	Not Applicable	Limited quantity	5 L
Special provisions	Not Applicable				
Limited quantity	5 L				

Air transport (ICAO-IATA / DGR)

UN number	2310						
UN proper shipping name	Pentane-2,4-dione						
Transport hazard class(es)	<table border="1" style="width: 100%;"> <tr> <td>ICAO/IATA Class</td> <td>3</td> </tr> <tr> <td>ICAO / IATA Subrisk</td> <td>6.1</td> </tr> <tr> <td>ERG Code</td> <td>3P</td> </tr> </table>	ICAO/IATA Class	3	ICAO / IATA Subrisk	6.1	ERG Code	3P
ICAO/IATA Class	3						
ICAO / IATA Subrisk	6.1						
ERG Code	3P						
Packing group	III						
Environmental hazard	Not Applicable						

Microcote HPU Accelerator

Special precautions for user	Special provisions	Not Applicable
	Cargo Only Packing Instructions	366
	Cargo Only Maximum Qty / Pack	220 L
	Passenger and Cargo Packing Instructions	355
	Passenger and Cargo Maximum Qty / Pack	60 L
	Passenger and Cargo Limited Quantity Packing Instructions	Y343
	Passenger and Cargo Limited Maximum Qty / Pack	2 L

Sea transport (IMDG-Code / GGVSee)

UN number	2310	
UN proper shipping name	PENTANE-2,4-DIONE	
Transport hazard class(es)	IMDG Class	3
	IMDG Subrisk	6.1
Packing group	III	
Environmental hazard	Marine Pollutant	
Special precautions for user	EMS Number	F-E, S-D
	Special provisions	Not Applicable
	Limited Quantities	5 L

Transport in bulk according to Annex II of MARPOL and the IBC code

Not Applicable

SECTION 15 REGULATORY INFORMATION

Safety, health and environmental regulations / legislation specific for the substance or mixture

2,4-PENTANEDIONE(123-54-6) IS FOUND ON THE FOLLOWING REGULATORY LISTS

Australia Hazardous Substances Information System - Consolidated Lists Australia Inventory of Chemical Substances (AICS)

DIBUTYLTIN DILAUATE(77-58-7) IS FOUND ON THE FOLLOWING REGULATORY LISTS

Australia Exposure Standards Australia Inventory of Chemical Substances (AICS)
Australia Hazardous Substances Information System - Consolidated Lists

National Inventory	Status
Australia - AICS	Y
Canada - DSL	Y
Canada - NDSL	N (dibutyltin dilaurate; 2,4-pentanedione)
China - IECSC	Y
Europe - EINEC / ELINCS / NLP	Y
Japan - ENCS	Y
Korea - KECL	Y
New Zealand - NZIoC	Y
Philippines - PICCS	Y
USA - TSCA	Y
Legend:	Y = All ingredients are on the inventory N = Not determined or one or more ingredients are not on the inventory and are not exempt from listing(see specific ingredients in brackets)

SECTION 16 OTHER INFORMATION

Other information

Classification of the preparation and its individual components has drawn on official and authoritative sources as well as independent review by the

Continued...

Chemwatch Classification committee using available literature references.

The SDS is a Hazard Communication tool and should be used to assist in the Risk Assessment. Many factors determine whether the reported Hazards are Risks in the workplace or other settings. Risks may be determined by reference to Exposures Scenarios. Scale of use, frequency of use and current or available engineering controls must be considered.

Definitions and abbreviations

PC—TWA: Permissible Concentration-Time Weighted Average
PC—STEL: Permissible Concentration-Short Term Exposure Limit
IARC: International Agency for Research on Cancer
ACGIH: American Conference of Governmental Industrial Hygienists
STEL: Short Term Exposure Limit
TEEL: Temporary Emergency Exposure Limit,
IDLH: Immediately Dangerous to Life or Health Concentrations
OSF: Odour Safety Factor
NOAEL :No Observed Adverse Effect Level
LOAEL: Lowest Observed Adverse Effect Level
TLV: Threshold Limit Value
LOD: Limit Of Detection
OTV: Odour Threshold Value
BCF: BioConcentration Factors
BEI: Biological Exposure Index

This document is copyright.

Apart from any fair dealing for the purposes of private study, research, review or criticism, as permitted under the Copyright Act, no part may be reproduced by any process without written permission from CHEMWATCH.

TEL (+61 3) 9572 4700.